

Our Art curriculum links closely to our PSHCE, History, Geography or other subjects in the curriculum. Where links to our values can also be made they are.

Our children learn through **declarative knowledge** in art to know factual information about techniques, styles, artists, and art history. It involves knowing what things are.

- Example: "Picasso was a famous Cubist artist."
- Example: "Watercolour is a painting technique using water-based paints."

Our children use **procedural knowledge** in art to know about the skills and processes used to create art, such as drawing, painting, and using different materials.

- Example: "Mixing primary colours to create secondary colours."
- Example: "Using a brush to apply paint to a canvas."



Oakgrove School

Together we will succeed

Art

*Respect
Responsibility
Resilience*

Our Art curriculum runs on a 2 year odd / even cycle. Linked to our school values.

Knowledge organisers act as the progressive journey through each topic which is linked to our chronological long term plan. They are linked to our school values as closely as we are able to.

Children and subject leaders can then assess each lessons learning outcome against knowledge organisers to monitor how secure learning outcomes are.



Golden thread - Me!

*Respect
Responsibility
Resilience*

- What does it mean to respect ourselves and others?
- How can we take responsibility for ourselves and others?
- How do we keep going when things are tough?

<p>KS1 Acorn Autumn Respect</p>	<ul style="list-style-type: none"> • Art Focus: Exploring Colour and Shape <ul style="list-style-type: none"> ◦ Experiment with mixing primary colours to create secondary colours, using shapes to form pictures and patterns. Create a collage of the continents using shapes and colours. • Artist Link: Pablo Picasso – Use of shapes and abstraction in art. • Skills: Mixing colours, creating simple geographical art through shapes and abstract forms. • Geography Link: Global Continents & Oceans <p>Study of basic geographical features and locations of continents and oceans.</p> <ul style="list-style-type: none"> • PSHCE Link (Respect): Respect for diversity in art, understanding the importance of different cultures in shaping the visual language of art.
<p>KS1 Acorn Spring Responsibility</p>	<p>Art Focus: Exploring Weather Through Art</p> <ul style="list-style-type: none"> ◦ Use colours and patterns to represent different weather conditions (e.g., rain, snow, sunshine). <p>Artist Link: Georgia O'Keeffe – Known for her expressive use of colour and form, particularly in her depictions of nature.</p> <p>Skills: Using colours, shapes, and patterns to represent weather in abstract forms.</p> <p>Geography Link: Weather and Climate in the UK</p> <p>Study the seasons and how the weather affects our surroundings and daily life.</p> <p>PSHCE Link (Responsibility): Responsibility in observing and appreciating the natural world and its changing weather patterns.</p>
<p>KS1 Acorn Summer Resilience</p>	<p>Art Focus: Expressive Portraits and Resilience</p> <ul style="list-style-type: none"> ◦ Create self-portraits or portraits of historical figures from the Great Fire, using colours to express emotions like resilience and bravery. <p>Artist Link: Frida Kahlo – Famous for her self-portraits that depict personal suffering and resilience.</p> <p>Skills: Drawing and painting expressive self-portraits, using color symbolism to represent resilience.</p> <p>History Link: Great Fire of London</p> <ul style="list-style-type: none"> ◦ Study of the events of the Great Fire of London, how people responded, and its impact on the city. <p>PSHCE Link (Resilience): Using art as a way to express emotional resilience, exploring the idea of overcoming adversity.</p>



Golden thread - Others!

Respect
Responsibility
Resilience

- What does it mean to respect ourselves and others?
- How can we take responsibility for ourselves and others?
- How do we keep going when things are tough?

<p>LKS2 Map & Syc Autumn Respect</p>	<p>Art Focus: Drawing and Painting from Observation Study Egyptian hieroglyphics, Greek pottery, and other ancient artwork, creating your own observational drawings based on these styles.</p> <p>Artist Link: Ancient Egyptian Art – Focus on the use of symbols and stylised forms.</p> <p>Skills: Drawing from observation, using stylised forms, and creating symmetrical and patterned artwork.</p> <p>History Link: Ancient Civilisations (e.g., Ancient Egypt, Ancient Greece) Study of famous ancient civilisations, their art, culture, and contributions.</p> <p>PSHCE Link (Respect): Respect for the art of ancient cultures and how art was used to convey respect for the gods, history, and identity.</p>
<p>LKS2 Map & Syc Spring Responsibility</p>	<p>Art Focus: Roman Mosaics and Relief Sculpture</p> <ul style="list-style-type: none"> ◦ Learn about the art of mosaic making and create a Roman-style mosaic or relief sculpture, using geometric shapes. <p>Artist Link: Ancient Roman Mosaics – Study how Romans used art to represent gods, myths, and everyday life in their cities.</p> <p>Skills: Creating mosaics or relief sculptures using geometric shapes, focusing on craftsmanship and design.</p> <p>History Link: The Romans Study Roman art, including mosaics, frescoes, and sculpture.</p> <p>PSHCE Link (Responsibility): Responsibility in preserving cultural heritage and learning about the legacy of ancient art.</p>
<p>LKS2 Map & Syc Summer Resilience</p>	<p>Art Focus: Flow and Movement in Art</p> <ul style="list-style-type: none"> ◦ Create artwork that represents the flow of water, using dynamic shapes and colours to show movement. <p>Artist Link: J.M.W. Turner – Known for his dramatic seascapes and river scenes that capture the power and movement of water.</p> <p>Skills: Using fluid brush strokes and dynamic colours to represent movement in water, experimenting with watercolours and pastels.</p> <p>Geography Link: Rivers and Waterways Study how rivers shape landscapes and provide resources for life and survival.</p> <p>PSHCE Link (Resilience): Understanding the resilience of nature and human survival through the depiction of rivers and waterways.</p>



Golden thread - Others!

Respect
Responsibility
Resilience

- What does it mean to respect ourselves and others?
- How can we take responsibility for ourselves and others?
- How do we keep going when things are tough?




Oakgrove School
Together we will succeed

<p>UKS2 Will & Oaks Autumn Respect</p>	<p>Art Focus: Exploring Sculpture Create sculptures inspired by the natural world, such as mountains, rivers, and volcanoes. Study how artists like Barbara Hepworth and Henry Moore represented natural forms in sculpture.</p> <p>Artist Link: Henry Moore – Famous for his abstract sculptures of natural forms, particularly figures and landscapes.</p> <p>Skills: Sculpting with clay or recycled materials to create abstract representations of natural features.</p> <p>Geography Link: Physical Geography (Mountains, Rivers, Volcanoes) Study of natural landscapes and how they are represented in art.</p> <p>PSHCE Link (Respect): Understanding the respect artists have for nature, using sculpture as a way to honour natural features and environments.</p>
<p>UKS2 Will & Oaks Spring Responsibility</p>	<p>Art Focus: Digital Art Learn about digital art techniques and how artists today use technology to represent landscapes, portraits, and abstract concepts.</p> <p>Artist Link: Banksy – Contemporary street artist known for political art and digital interventions.</p> <p>Skills: Using digital tools to create art, understanding design principles in the digital world.</p> <p>Geography Link: European Countries and Cities (Including Italy, France, Spain) Study the geographical features of European countries and the impact of geography on art.</p> <p>PSHCE Link (Responsibility): Responsibility in using technology in ethical ways and respecting digital art as a valid form of expression.</p>
<p>UKS2 Will & Oaks Summer Resilience</p>	<p>Art Focus: Art and Identity Create artwork that reflects personal identity, exploring the themes of rebuilding and resilience after hardship.</p> <p>Artist Link: David Hockney – Known for his vibrant depictions of British landscapes and his ability to capture identity and culture in modern art.</p> <p>Skills: Creating art that reflects personal identity and social themes, experimenting with modern artistic techniques.</p> <p>History Link: Post-War Britain Study of post-World War II art, especially how Britain rebuilt after the war, including the rise of modern art movements.</p> <p>PSHCE Link (Resilience): Resilience in rebuilding societies and cultures, and how artists reflect societal change in their work.</p>



Golden thread - Others!

Respect
Responsibility
Resilience



How does respect help us to build better relationships?
Why is it important to take responsibility for our actions?
How can resilience help us succeed?




Oakgrove School
Together we will succeed

<p>KS1 Acorn Autumn Respect</p>	<p>Art Focus: Collage and Texture</p> <ul style="list-style-type: none"> ◦ Create a textured collage representing the different regions of the UK (e.g., rural landscapes, cityscapes, coasts). <p>Artist Link: Andy Goldsworthy – Known for his natural art installations and use of texture in the environment.</p> <p>Skills: Using different materials to create textured collages and abstract representations of the UK.</p> <p>Geography Link: The United Kingdom Study of the countries and major cities in the UK.</p> <p>PSHCE Link (Respect): Respect for the diversity of landscapes and environments in the UK, and how artists represent nature and cultural identities.</p>
<p>KS1 Acorn Spring Responsibility</p>	<p>Art Focus: Textures and Materials</p> <p>Experiment with different textures to create artwork that represents the changing seasons (e.g. leaves in autumn, snowflakes in winter)</p> <p>Artist Link: Claude Monet - known for his Impressionist landscapes that capture light, weather and seasonal changes (e.g. Snow at Argenteuil)</p> <p>Skills: Creating texture- based artwork with materials representing weather patterns and seasons.</p> <p>Geography Link: Weather and Climate in the UK Study the seasons and how the weather affects our surroundings and daily life</p> <p>PSHCE Link (Responsibility): Learning about the responsibility of artists to capture the world around them truthfully and sustainably</p>
<p>KS1 Acorn Summer Resilience</p>	<p>Art Focus: Self Portraits and Expression</p> <p>Create self-portraits and use colours to express emotions related to resilience, such as courage during challenging times.</p> <p>Artist Link: Frida Kahlo - known for her deeply personal self-portraits that express her resilience through hardship.</p> <p>Skills: Drawing self portraits, using colours and symbolism to express feelings.</p> <p>History Link: Great Fire of London Study the events of the Great Fire of London, how people responded and its impact on the city.</p> <p>PSHCE Link (Resilience): Using art as a tool for emotional expression and learning how individuals can show resilience during difficult times.</p>




Golden thread - Others!

Respect
Responsibility
Resilience



How does respect help us to build better relationships?
Why is it important to take responsibility for our actions?
How can resilience help us succeed?

<p>LKS2 Map & Syc Autumn Respect</p>	<p>Art Focus: Drawing and Painting from Observation</p> <ul style="list-style-type: none"> Study Greek pottery, and other ancient artwork creating your own observational drawings based on these styles. <p>Artist Link: Ancient Greek Art - Focus on the use of symbols and stylised forms</p> <p>Skills: Drawing from observation, using stylised forms and creating symmetrical and patterned artwork.</p> <p>History Link: Ancient Civilisations</p> <ul style="list-style-type: none"> Study of famous ancient civilisations, their art, culture and contributions <p>PSHCE Link (Respect): Respect for the art of ancient cultures and how art was used to convey respect for the gods, history and identity.</p>
<p>LKS2 Map & Syc Spring Responsibility</p>	<p>Art Focus: Drawing, painting and working in 3d</p> <p>Create an artefact to represent responsibility in the context of Anglo Saxon or Viking society</p> <p>Artist Link: Focus on Anglo Saxon and Viking artwork.</p> <p>Skills: Drawing, painting, using stylised forms, creating a 3d artefact</p> <p>History Link: The Anglo Saxons and The Vikings</p> <p>Explore the arrival of the Anglo-Saxons in Britain and their way of life. Study the Viking invasions and their lasting impact on Britain.</p> <p>PSHCE Link (Responsibility): understanding the responsibility of historical societies in shaping the future, particularly through the impact of Viking and Anglo-Saxon culture.</p>
<p>LKS2 Map & Syc Summer Resilience</p>	<p>Art Focus: Landscapes and Nature</p> <p>Create landscape paintings or drawings inspired by famous river scenes, focusing on water as a symbol of resilience and change.</p> <p>Artist Link: JMW Turner - Renowned for his dramatic seascapes and river scenes, capturing the power of nature.</p> <p>Skills: Observational drawing of landscapes, using watercolours and other media to depict natural forms.</p> <p>Geography Link: Rivers and Waterways</p> <p>Study how rivers shape landscapes and provide resources.</p> <p>PSHCE Link (Resilience): The resilience of nature, as shown in landscapes, and how it inspires artists to represent strength and endurance</p>



<p>UKS2 Wil & Oak Autumn Respect</p>	<p>Art Focus: Exploring Sculpture</p> <ul style="list-style-type: none"> • Create sculptures inspired by the natural world, such as mountains, rivers and volcanoes. Study how artists like Barbara Hepworth and Henry Moore represented natural forms in sculpture. <p>Artist Link: Henry Moore - Famous for his abstract sculptures of natural forms, particularly figures and landscapes.</p> <p>Skills: Sculpting with clay or recycled materials to create abstract representations of natural features.</p> <p>Geography Link: Physical Geography (Mountains, Rivers, Volcanoes)</p> <ul style="list-style-type: none"> • Study of the natural landscapes and how they are represented in art. <p>PSHCE Link (Respect): Understanding the respect artists have for nature, using sculpture as a way to honour natural features and environments.</p>
<p>UKS2 Wil & Oak Spring Responsibility</p>	<p>Art Focus: Street Art and Urban Landscapes</p> <ul style="list-style-type: none"> ◦ Learn about modern urban art, including street art and murals. Create a piece of public art (real or imagined) that reflects the identity of a city. <p>Artist Link: Keith Haring – Known for his bold, graphic street art that conveyed social messages about responsibility and human rights.</p> <p>Skills: Creating artwork inspired by street art, exploring graphic design, and using bold colours and shapes.</p> <p>Geography Link: European Countries and Cities</p> <p>Study the geography of countries in Europe and the role art plays in different cultures.</p> <p>PSHCE Link (Responsibility): Responsibility in using art for social activism and conveying messages through public art.</p>
<p>UKS2 Wil & Oak Summer Resilience</p>	<p>Art Focus: Art as Social Commentary</p> <ul style="list-style-type: none"> ◦ Create artwork that reflects the resilience of people and societies after hardship, incorporating themes of rebuilding and transformation. <p>Artist Link: Barbara Hepworth – Sculptor whose works reflect themes of resilience and reconstruction after the war.</p> <p>Skills: Sculpture and mixed media work, focusing on abstract forms that symbolise resilience and recovery.</p> <p>History Link: Post-War Britain</p> <p>Study of art after World War II and the rebuilding of British culture and identity.</p> <p>PSHCE Link (Resilience): The resilience of society and individuals after trauma, learning how art can inspire strength and hope.</p>